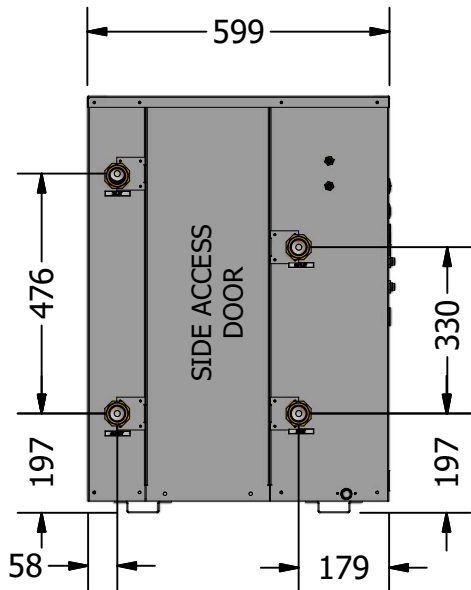

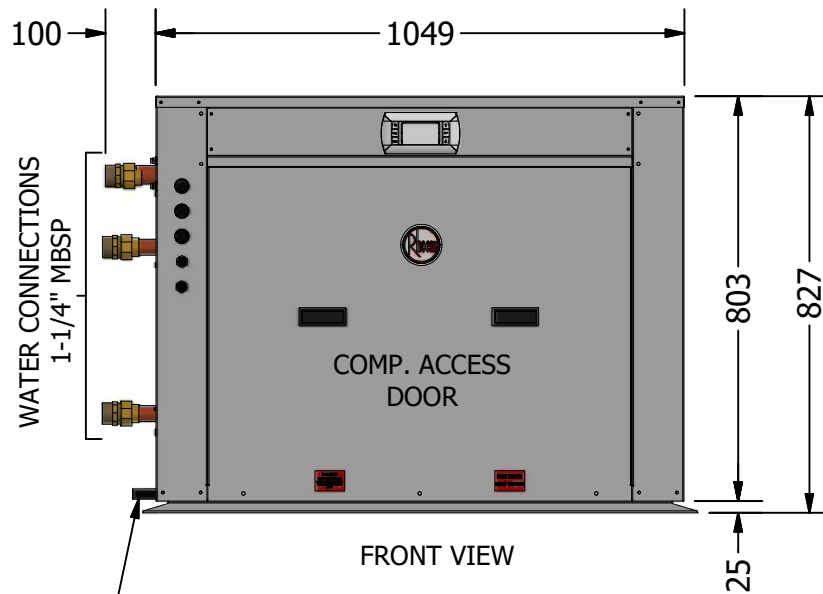


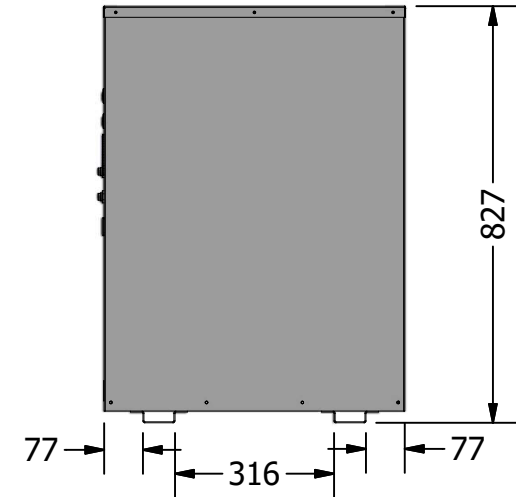
TOP VIEW



CONDENSATE DRAIN Ø20mm



FRONT VIEW



**Rheem**

THERMAL SYSTEMS GROUP

<b>Description:</b>	RHEEM COMM. W2W BPHX HP 95401500		
<b>Part No:</b>	95401500	<b>Rev.</b>	1
<b>Material:</b>		<b>Date:</b>	28/03/2018
<b>Drawn By:</b>	ST	<b>Checked By:</b>	
<b>General Tolerance:</b>	Sheetmetal - Cut Size - $\pm 0.5\text{mm}$ , Angle - $\pm 0.5^\circ$ , Bend size - $\pm 0.3\text{mm}$ Tubes - Dimensions $\pm 2$ , Angle $\pm 2^\circ$		<b>Scale:</b> N.T.S