

BOILING WATER

High-flow, low-fuss,
boiling water solutions.



BOILING WATER LAZER ECO

SUITED TO SMALL OFFICE
KITCHENS AND SITE SHEDS



ELECTRIC



ECONOMICAL



UP TO 50 CUPS¹
INSTANTLY



ECO MODE

High flow boiling water units for commercial applications.

SAFETY FIRST

Optional retrofit tap prevents accidental dispensing with its 3-step action.

LOW FUSS

Delivers up to 50 cups¹ instantly, with recovery of up to 123 cups¹ per hour; an in-built indicator shows red when heating and green when in energy conservation mode.

ENERGY MANAGEMENT OPTIONS

One-touch activation button for Eco Mode, automatically turns the Lazer Eco off after two hours with no use. Electronic temperature sensors allow staged filling, more reliable than cistern-valve models and boiling point is automatically calibrated to installation altitude.

MORE KEY FEATURES

- Available in 3, 5 and 7.5 litre
- White enamel



*For full terms and conditions contact Rheem or visit www.rheem.com.au/warranty

BOILING WATER LAZER COMMERCIAL

SUITED TO COMMERCIAL KITCHENS,
SPORTING CLUBS AND LARGE
WORKPLACES



ELECTRIC



FAST FILLING



UP TO 247 CUPS¹
INSTANTLY



ECO MODE



ROBUST
CONSTRUCTION

The high-flow, high-capacity, boiling water unit.

HIGH FLOW

High flow tap saves time with up to 35% faster filling compared to other like-for-like units³.

HIGH CAPACITY

Fill pots as well as cups: delivers up to 247 cups¹ as fast as it can be drawn with a recovery of between 135 and 265 cups¹ per hour.

ENERGY MANAGEMENT OPTIONS

The user interface allows people to easily adjust temperatures. While a seven-day programmable timer, turns energy off when boiling water isn't needed.

Sleep mode turns off the system automatically when it hasn't been used for two hours. Electronic temperature sensors allow staged filling, more reliable than cistern-valve models and boiling point is automatically calibrated to installation altitude.

ROBUST MANUFACTURE

All ranges come with copper tanks, a high water supply pressure rating (1000kPa) and optional filter kit for water protection and improved water taste. There are also automatic safety devices to safeguard the unit against boiling dry.

MORE KEY FEATURES

- Available in 7.5, 10, 15, 25 and 40 litre
- White enamel or stainless outer jacket



*For full terms and conditions contact Rheem or visit www.rheem.com.au/warranty

BOILING WATER LAZER OFFICE

SUITED TO SMALL
OFFICE KITCHENS



ELECTRIC



SLEEP MODE



UP TO 35 CUPS¹
INSTANTLY



ECO MODE

The Rheem Lazer Office offers elegance with efficiency.

LAZER® OFFICE

- Available in 3 and 5 litre (20 and 35 cups¹)
- Recovery of up to 135 cups¹ per hour
- Available in easy clean white enamel

LOW ENERGY CONSUMPTION

- Seven day timer ensures efficiency when boiling water is not required by turning the energy off
- Sleep mode will turn off the system automatically when it has not been used for a set period of time

CONCEALED TAP

- Press the concealed tap for instant boiling water or pull the tap for hands free filling
- The user interface allows people to easily adjust temperatures



*For full terms and conditions contact Rheem or visit www.rheem.com.au/warranty

TECHNICAL DATA

LAZER BOILING WATER UNIT		LAZER ECO		
WHITE POWDER COAT		70303W-AU	70305W-AU	70307W-AU
Capacity	Litres	3	5	7.5
Delivery – Initial	Litres	3.5	6	8.5
	Cups ¹	21	35	50
Recovery	L/hr	17.5	23	23
	Cups/hr ¹	103	135	135
Approx Weight Empty	kg	6	8	9
Approx Weight Full	kg	10	15	19
Minimum Water Pressure	kPa	50	50	50
Maximum Water Pressure	kPa	1000	1000	1000
Input	kW	1.8	2.4	2.4
Electrical Connection		supplied with 10 Amp 3 pin plug and flex		
Plumbing Connections		½" BSPM		
Product Dimensions				
A width of unit	mm	283	336	336
B depth of unit excluding tap	mm	158	191	191
C height of unit	mm	435	465	515
D depth of unit including tap	mm	228	261	261

¹ Cup size is 170ml.

LAZER BOILING WATER UNIT		LAZER COMMERCIAL				
WHITE POWDER COAT		70207W-AU	70210W	70215W-AU	70225W-AU	70240W-AU
STAINLESS STEEL		70207S-AU	70210S-AU	70215S-AU	70225S-AU	70240S-AU
Capacity	Litres	7.5	10	15	25	40
Delivery – Initial	Litres	8.5	11	17	27	42
	Cups ¹	50	65	100	159	247
Recovery	L/hr	23	23	23	35	45
	Cups/hr ¹	135	135	135	206	265
Approx Weight Empty	kg	9	10	15	17	19
Approx Weight Full	kg	19	22	34	47	67
Minimum Water Pressure	kPa	50	50	75	75	100
Maximum Water Pressure	kPa	1000	1000	1000	1000	1000
Input	kW	2.4	2.4	2.4	3.6	4.6
Electrical Connection		Supplied with 10 Amp 3 Pin Plug and Flex			Hard wired	
Plumbing Connections		½" BSPM				
Product Dimensions						
A width of unit	mm	334	334	334	334	490
B depth of unit excluding tap	mm	191	191	299	299	340
C height of unit	mm	515	615	515	721	615
D depth of unit including tap	mm	311	311	419	419	460

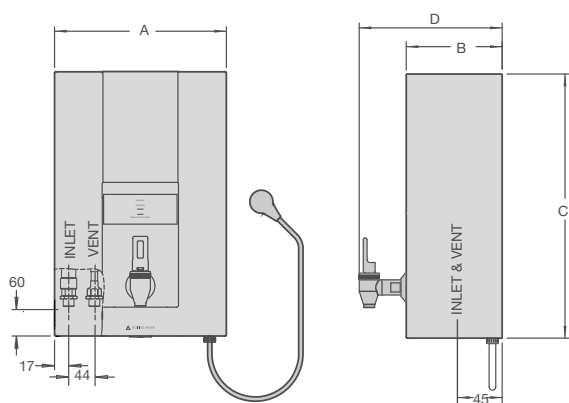
¹ Cup size is 170ml.

TECHNICAL DATA

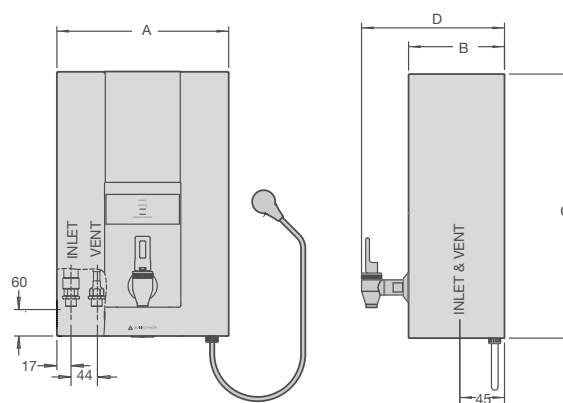
LAZER BOILING WATER UNIT		LAZER OFFICE	
WHITE POWDER COAT		70103W-AU	70105W-AU
STAINLESS STEEL		70103S-AU	70105S-AU
Capacity	Litres	3	5
Delivery – Initial	Litres	3.5	6
	Cups ¹	21	35
Recovery	L/hr	17.5	23
	Cups/hr ¹	103	135
Approx Weight Empty	kg	6	8
Approx Weight Full	kg	10	15
Minimum Water Pressure	kPa	50	50
Maximum Water Pressure	kPa	1000	1000
Input	kW	1.8	2.4
Electrical Connection	Supplied with 10 Amp 3 Pin Plug and Flex		
Plumbing Connections	½" BSPM		
Product Dimensions			
A width of unit	mm	336	336
B depth of unit	mm	181	181
C height of unit	mm	515	615

¹ Cup size is 170ml.

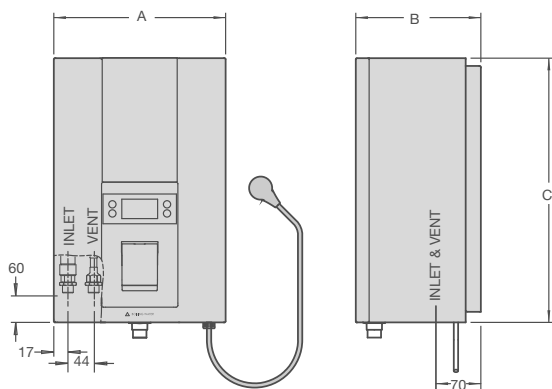
Lazer Eco (703 Series)



Lazer Commercial (702 Series)



Lazer Office



WALL MOUNTED – BOILING WATER APPLIANCES



Lazer® Commercial – 7.5L

70207W-AU – White

70207S-AU – Stainless Steel

Max 185 cups p/hr²
Up to 50 people

Lazer® Commercial – 10L

70210W-AU – White

70210S-AU – Stainless Steel

Max 199 cups p/hr²
Up to 65 people

Lazer® Commercial – 15L

70215W-AU – White

70215S-AU – Stainless Steel

Max 235 cups p/hr²
Up to 90 people

Lazer® Commercial – 25L

70225W-AU – White

70225S-AU – Stainless Steel

Max 365 cups p/hr²
Up to 150 people

Lazer® Commercial – 40L

70240W-AU – White

70240S-AU – Stainless Steel

Max 512 cups p/hr²
Up to 250 people



Lazer® Eco – 3L

70303W-AU – White

Max 124 cups p/hr²
Up to 20 people

Lazer® Eco – 5L

70305W-AU – White

Max 170 cups p/hr²
Up to 35 people

Lazer® Eco – 7.5L

70307W-AU – White

Max 185 cups p/hr²
Up to 50 people



Lazer® Office – 3L

70103W-AU – White

Max 124 cups p/hr²
Up to 20 people

Lazer® Office – 5L

70105W-AU – White

Max 170 cups p/hr²
Up to 35 people

Boiling water extras



Retrofit Mounting Bracket

318961 - 3L Lazer® Eco

318962 - 5L Lazer® Eco



317327

5 micron remote filter kit for Rheem Lazer® products

Increase Productivity

Gain cost advantages by replacing the staff room jug or kettle with a Rheem Boiling Water appliance. If you have over 20 staff and each person drinks 3 cups of tea or coffee a day, think of the time saved and increased productivity.



Safety Tap

319068 – Lazer® Commercial



Safety Tap

319069 – Lazer® Eco

² Total of initial delivery and recovery per/hr (cup size 170ml).

³ Based on Rheem flow rate of up to 11 litres/min versus a competitor flow rate of up to 8 litres/min.