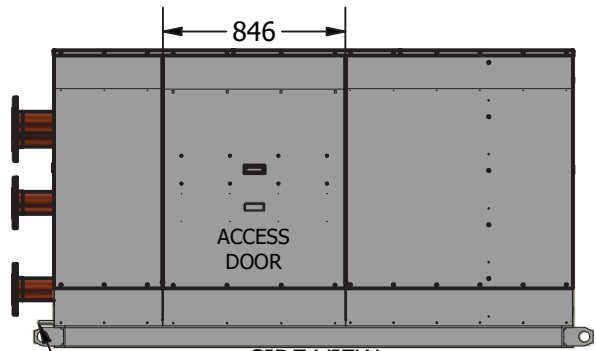
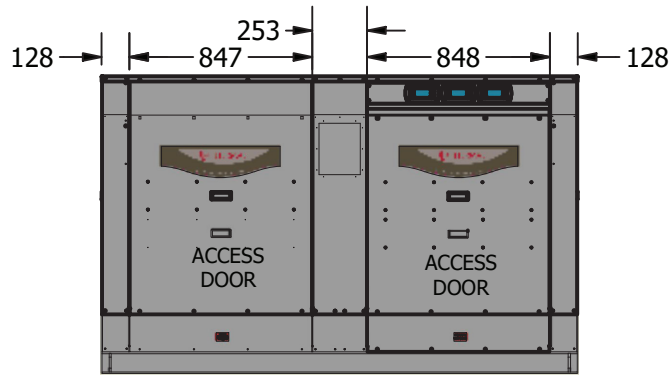


TOP VIEW



DRAIN PIPES 2 x Ø25mm  
SIDE VIEW



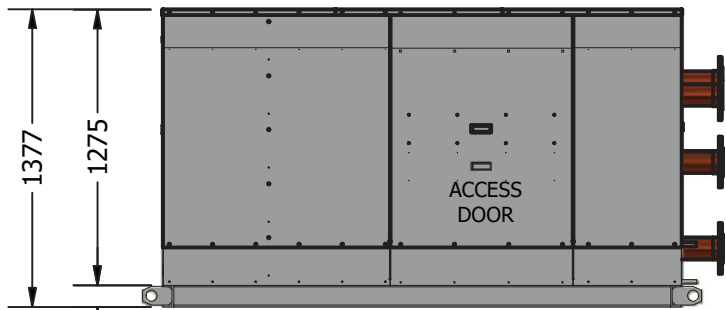

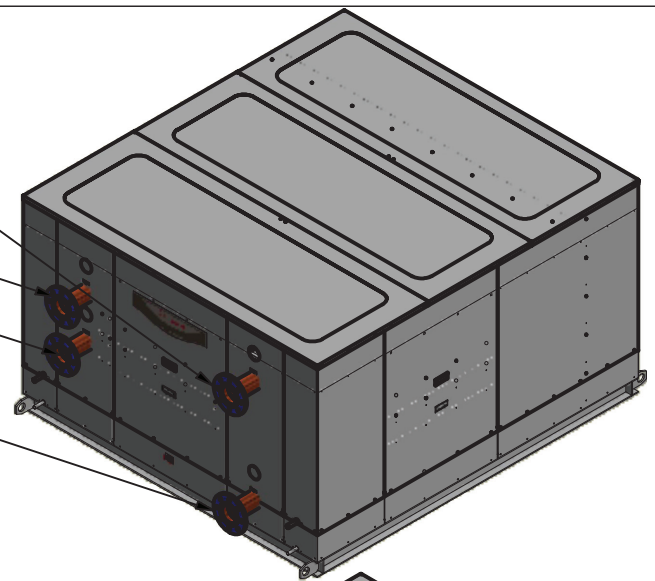
FRONT VIEW

HOT OUTLET

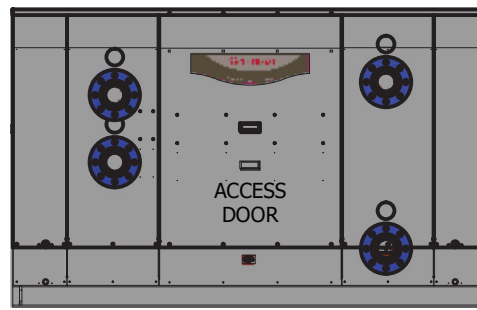
COOL INLET

COOL OUTLET

HOT INLET



SIDE VIEW  
2586



BACK VIEW



Rheem

THERMAL SYSTEMS GROUP

SHEET 1 OF 4

<b>Description:</b>		RTS W2W HWHP 213kW R134a 3P	
<b>Part No:</b>	955213#DP-DQ-1	<b>Rev.</b>	
<b>Material:</b>	As Above	<b>Date:</b>	13/04/2023
<b>Drawn By:</b>	JPB	<b>Checked By:</b>	
<b>General Tolerance:</b>	Sheetmetal - Cut Size - ± 0.5mm, Angle - ± 0.5°, Bend size - ± 0.3mm Tubes - Dimensions ± 2, Angle ± 2°		<b>Scale:</b> N.T.S

REV	ECN	DESCRIPTION	DATE