



# RHEEM MPI SERIES MAINS PRESSURE HEAT PUMP



SOLAR

300%  
EFFICIENT<sup>2</sup>

RATING

2 - 6

PEOPLE

325 L  
or 410L

CAPACITY

5  
YEAR

WARRANTY\*

## FEATURES

- **Multi-pass heating** – Heats the water ‘isothermally’ by passing the water through the heat exchanger multiple times
- **Constant recovery** – Minimises energy use by heating at a ‘constant’, optimised rate
- **Energy efficient** – Cuts energy use and greenhouse gas emissions by up to 65%<sup>1,2</sup>
- **No Solar Panels** – No structural load on your roof and looks better too
- **Unique, back-up element** – Provides hot water regardless of the weather
- **Whisper technology** enables quieter operation.
- **LED Display** – Enables you to easily check the operating status of the water heater
- Eligible for RECs, and State and Federal Government Rebates\*\*
- 5 Year warranty\*



## WHY CHOOSE RHEEM HEAT PUMP?

- Works day and night, as they don't rely on sunlight to operate
- Similar efficiency to traditional solar systems
- Frost protected
- Offers a back-up element as standard, delivering hot water, even on the coldest winter nights



COMES ON STEADY, HOT AND STRONG

INSTALL A

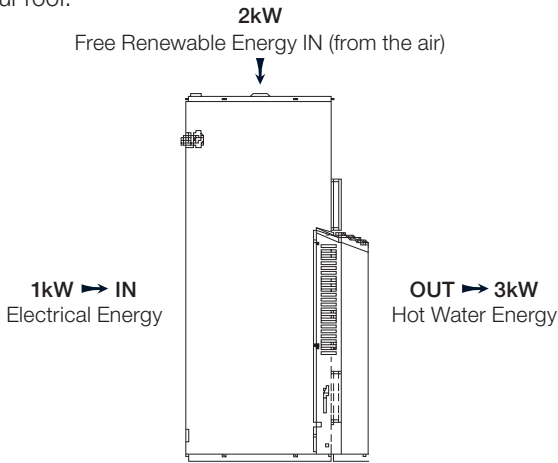




# RHEEM MPI SERIES MAINS PRESSURE HEAT PUMP

## HOW IT WORKS

The new MPI Series Rheem Heat Pump utilises the latest environmental heating technology to efficiently heat water. Free, renewable heat energy is absorbed and processed through a refrigeration system, resulting in hot water using a third of the energy of an electric water heater. These are similar savings to a solar water heater, but without needing panels mounted on your roof.

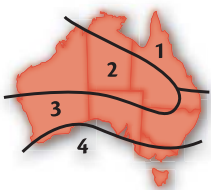


## UNIQUE BACK-UP ELEMENT

Rheem Heat Pump models have a standard inclusion of a back-up element. Designed to activate only during very cold conditions, this feature ensures you have hot water, at the time you need a hot shower most.

## RECs

RECs	Zone 1	Zone 2	Zone 3	Zone 4
MPI -325	27	21	27	27
MPI -410 <sup>3</sup>	39	33	39	38



Renewable Energy Certificates (RECs) are a financial incentive to encourage the installation of solar water heaters that is provided under a Federal Government operated scheme.

The table shows the number of RECs that Rheem MPI Series Heat Pumps are eligible for in each of the four zones across Australia<sup>3</sup>. To claim your REC entitlement, simply complete the REC assignment form that can be downloaded from the Rheem SolarSavers™ Website, [www.rheemsolarsavers.com.au](http://www.rheemsolarsavers.com.au)



Other Federal and State Government rebates may also apply.

### \* Warranty Conditions.

5 years cylinder warranty, 3 years labour on cylinder, 2 years on sealed system including labour, 1 year on all other parts and labour. Applies to domestic installations only. Amended warranty may apply where a government rebate has been received for the heat pump water heater. Phone 131 031 for details.

<sup>1</sup> Energy reduction of up to 65% based on Australian Government Approved TRNSYS simulation modelling and apply when replacing an electric water heater with a Rheem Heat Pump water heater in zone 3.

<sup>2</sup> Rheem MPI-325 Heat Pump water heaters are recommended for connection to either 24 hour continuous tariff or extended off peak (min 16 hours/ day). Rheem MPI 410 Heat Pump is recommended for connection to 24 hour continuous tariff. Any financial savings on an electricity account will depend on the tariff arrangement of the water heater being replaced. Maximum financial savings can be achieved only when the tariff for the electric water heater being replaced is 24 hour continuous. Consult your energy provider for more information on tariff details.

<sup>3</sup> MPI-410 RECs are subject to ORER approval.

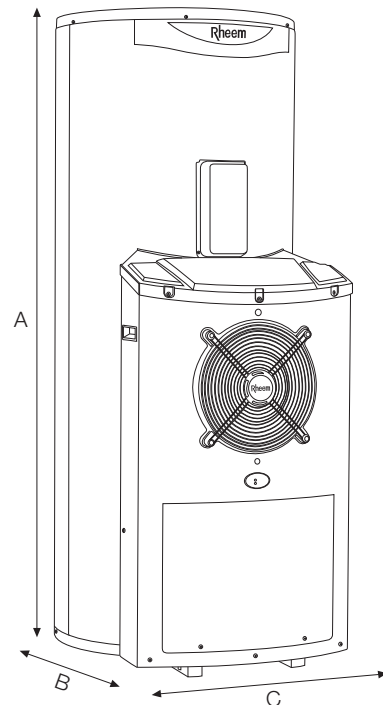
<sup>4</sup> Registered Trademark of Rheem Australia Pty Ltd.

<sup>5</sup> Trademark of Rheem Australia Pty Ltd.

\*\*Eligibility criteria apply.

MODEL	MPI-325	MPI-410
Product Code	551325	551410
Suitable for # of People (moderate climate)	2 - 5	2 - 6
<b>Dimensions</b>		
Height (A)	mm 1631	1835
Width (B)	mm 863	920
Depth (C)	mm 638	685
<b>Weight</b>		
Heat Pump Module	kg 48	48
Tank	kg 88	118
<b>Technical</b>		
Storage Capacity	L 325	410
Power Input	Watts 800	800
Refrigerant	R134a	R134a
Element Sizes	kW 1.8, 2.4 or 3.6	2.4 or 3.6
Boost Capacity	L 180	200
<b>Water Connections &amp; Settings</b>		
Inlet	RP 3/4/20	3/4/20
Outlet	RP 3/4/20	3/4/20
Tank Relief Valve Setting	kPa 1000	1000
ECV Setting	kPa 850	850
<b>Maximum Mains Pressure Settings</b>		
With ECV	kPa 680	680
Without ECV	kPa 800	800
Min. Water Supply Pressure	kPa 200	200

Materials and specifications are subject to change without notice.



### Rheem Australia Pty Ltd.

1 Alan Street, Rydalmere,  
New South Wales 2116, Australia  
PO Box 6, Rydalmere,  
New South Wales 2116, Australia.

