



# RHEEM HDi-310 HEAVY DUTY HEAT PUMP



SOLAR

300%  
EFFICIENT<sup>2</sup>

RATING

3 - 6

PEOPLE

310 L

CAPACITY

5  
YEAR

WARRANTY\*



## FEATURES


- **Top Down Heating** – Heats water to 60°C in almost an instant
- **No Solar Panels** – No structural load on your roof and looks better too
- **Energy Efficient** – Cuts energy use and greenhouse gas emissions by up to 65%<sup>1,2</sup>
- **Unique, Back-Up Element** – Provides hot water regardless of the weather
- Fits on a compact footprint
- Award winning design
- Produces less noise than most domestic air-conditioners
- Eligible for RECs, and State and Federal Government Rebates\*\*
- 5 year warranty\*

## WHY CHOOSE RHEEM HEAT PUMP?

- Works day and night, as they don't rely on sunlight to operate
- Similar efficiency to traditional solar systems
- Frost protected
- The only company to offer a back-up element as standard, delivering 60°C hot water, even on the coldest winter nights

## TOP DOWN HEATING TECHNOLOGY

The HDi-310 Heat Pump introduces Top Down Heating™, an advanced design which delivers a concentrated volume of hot water available for immediate use. This eliminates the waiting time for the entire tank to reheat, that you experience with electric water heaters



2007 HIA CSR  
Australian Housing  
Awards Winner Industry  
Innovation Award

COMES ON STEADY, HOT AND STRONG

INSTALL A

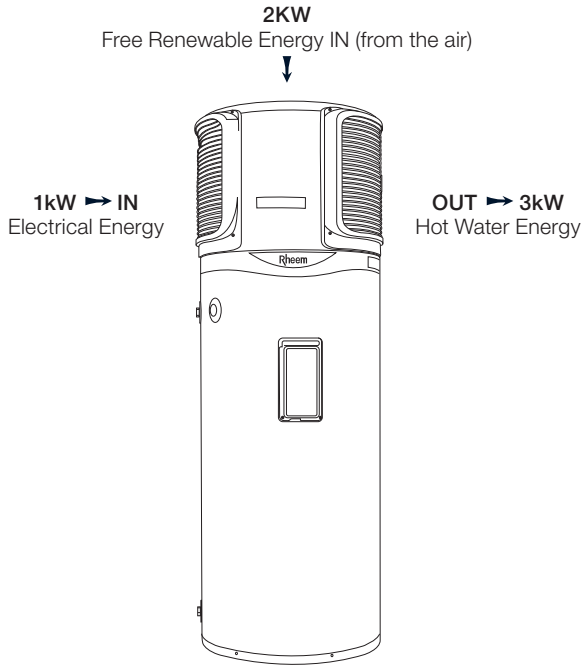




# RHEEM HDi-310 HEAVY DUTY HEAT PUMP

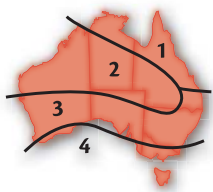
## HOW IT WORKS

The 310L Rheem Heat Pump utilises new, environmental heating technology to efficiently heat water using the air's warmth. Its advanced 'top-down' heating design delivers a concentrated volume of hot water available for immediate use. By using refrigerant-based technology, heat pumps can operate in any season, day and night. And given that heat pumps rely on extracting heat from the air, Rheem's Heat Pump even comes with an electric 'back-up boosting' element to ensure that hot water is available 24/7, regardless of the weather and air temperature.



## RECs

RECs	Zone 1	Zone 2	Zone 3	Zone 4
HDi -310	28	24	28	27



Renewable Energy Certificates (RECs) are a financial incentive to encourage the installation of solar water heaters that is provided under a Federal Government operated scheme.

The table shows the number of RECs that the Rheem HDi-310 is eligible for in each of the four zones across Australia. To claim your REC entitlement, simply complete the REC assignment form that can be downloaded from the Rheem SolarSavers™ Website, [www.rheemsolarsavers.com.au](http://www.rheemsolarsavers.com.au)



Other Federal and State Government rebates may also apply.

\* **Warranty Conditions.** 5 years cylinder warranty, 3 years labour on cylinder, 2 years on sealed system including labour, 1 year on all other parts and labour. Applies to domestic installations only. Amended warranty may apply where a government rebate has been received for the heat pump water heater. Phone 131 031 for details.

- Energy and greenhouse gas emissions reduction of up to 65% based on Australian Government Approved TRNSYS simulation modelling and apply when replacing an electric water heater with a Rheem Heat Pump water heater in zone 3.
- The impact on an electricity account will depend on the tariff arrangement of the water heater being replaced and where you live. The HDi-310 Rheem Heat Pump water heater is recommended for connection to either 24 hour continuous tariff or extended off peak (min 16 hours/day). Before purchase consult your energy provider for more information on cost comparisons.

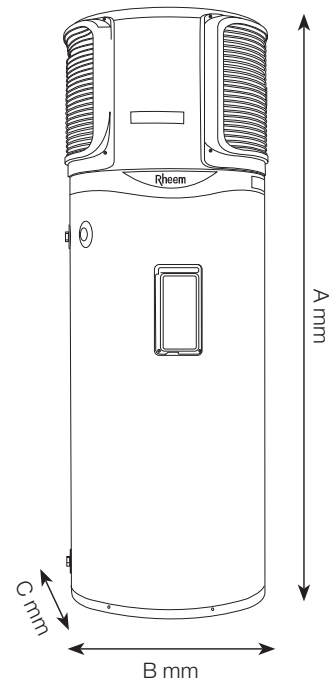
\*\*Eligibility criteria apply.

Materials and specifications are subject to change without notice.

® Registered Trademark of Rheem Australia Pty Ltd.

™ Trademark of Rheem Australia Pty Ltd.

MODEL	HDi-310	
Product Code	551310	
Suitable for # of People (moderate climate)	3 - 6	
<b>Dimensions</b>		
Height (A)	mm	1870
Width (B)	mm	670
Depth (C)	mm	679
<b>Weight</b>		
Module	kg	48
Tank	kg	87
<b>Technical</b>		
Capacity	L	310
Power Input	Watts	1300
Refrigerant	R134a	
Element Sizes	kW	2.4 or 3.6
Boost Capacity	L	220
<b>Water Connections &amp; Settings</b>		
Inlet	RP	¾/20
Outlet	RP	¾/20
Tank Relief Valve Setting	kPa	1000
ECV Setting	kPa	850
<b>Maximum Mains Pressure Settings</b>		
With ECV	kPa	680
Without ECV	kPa	800
Min. Water Supply Pressure	kPa	200



### Rheem Australia Pty Ltd.

1 Alan Street, Rydalmere,  
New South Wales 2116, Australia  
PO Box 6, Rydalmere,  
New South Wales 2116, Australia

