

TANKPAK® SERIES 3 STANDARD

BUDGET ALTERNATIVE FOR SMALLER COMMERCIAL APPLICATIONS



GAS



2 TO 6

2 TO 6
PAK



NO FRILLS



STAGE &
ROTATE



MEETS PEAK
DEMAND

Top down heating for faster hot water delivery and better redundancy.

ELECTRONIC STAGING AND ROTATION

Continuous flow gas water heater (CFGWH) stage¹ as demand increases, reducing energy and extending life by only using the heaters required to meet the demand. Rotation to the next heater occurs on each new call for heat or if the status of a heater becomes 'unavailable' during operation.

LED Power/Run/Error indicator with flash codes monitors all aspects of the system for faster servicing.

Warning alarm initiated should water heater filters become blocked so servicing can be scheduled before any loss of system performance.

LIGHTER, SHORTER FRAMES

New frame design is shorter and lighter. New specific 2 bay frame reduces smallest unit width by 360mm and 8kg.

Certified for lifting, and wind rated.

REDUCED INSTALLATION COSTS

Indoor models are supplied with factory fitted common condensate drains and trap for surety and reduced installation costs.

Water heater GPOs are provided as standard.

10Amp plug and lead for all models for a 1 trade install.



TANKPAK® SERIES 3 DELUXE

FOR WHEN THE SPECIFICATION DEMANDS THE BEST



GAS



2 TO 18 PAK



STAGE & ROTATE



INTELLIGENT CONTROLLER



BMS & REMOTE MONITORING



DUTY STANDBY PUMPS

Redundancy features and pump options and remote monitoring by Rheem increase system reliability.

STAGE/ROTATE WITH INTELLIGENT CONTROLLER

Full access to all operational parameters and alarms is made possible via the new smart controller, on board and via Rheem Connect for BMS and/or remote monitoring by Rheem for total peace of mind.

Continuous flow gas water heater (CFGWH) stage¹ as demand increases, reducing energy and extending life by only using the heaters required to meet the demand. Rotation to the next heater occurs on each new call for heat or if a heater is off line.

SYSTEM DIAGNOSTICS WITH MULTIPLE SENSORS

Three sensors monitor tank, building flow and building return temperatures for total system diagnostics.

36 individual alarm points monitored, including blocked filter warning so servicing can be initiated before any loss of system performance.

DUTY/STANDBY PUMP OPTIONS

Optional duty/standby primary and/or secondary pumps supplied on the frame² saving plant room space and installation costs.

Auto duty changeover or if a pump is in error provides 100% redundancy.

Secondary pumps cycle on temperature to reduce building energy consumption.

LIGHTER, SHORTER FRAMES

New frame design is shorter and lighter. New specific two bay frame reduces smallest unit width by 360mm and 8kg.

Certified for lifting, and wind rated.

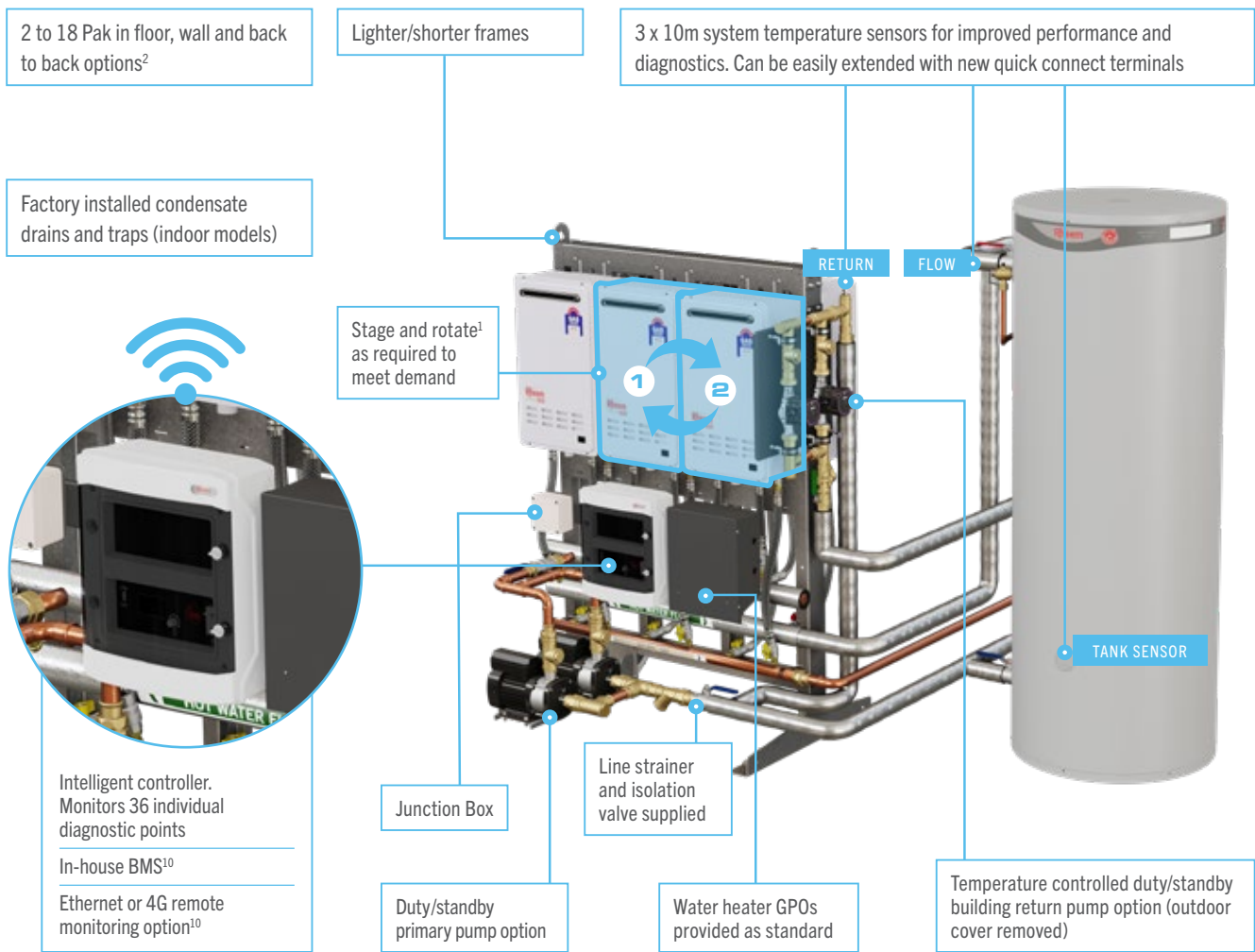
Indoor models are supplied with factory fitted common condensate drains and traps for surety and reduced installation costs.

New high efficiency Grundfos UPM series secondary pumps provide greater control of required flow rate for better velocity control.

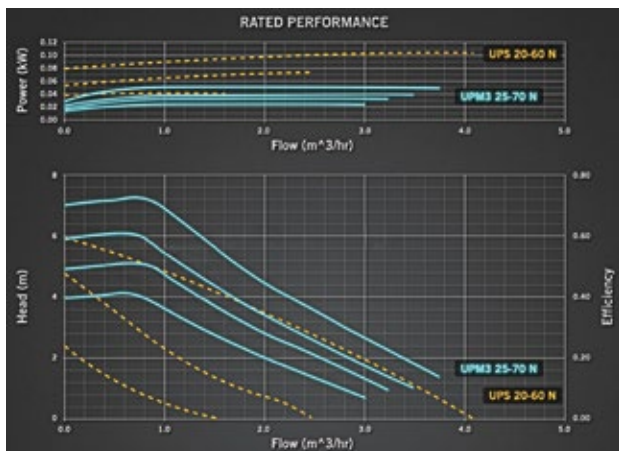
CM3-2 secondary pump option is supplied pre-plumbed but separate to the frame.



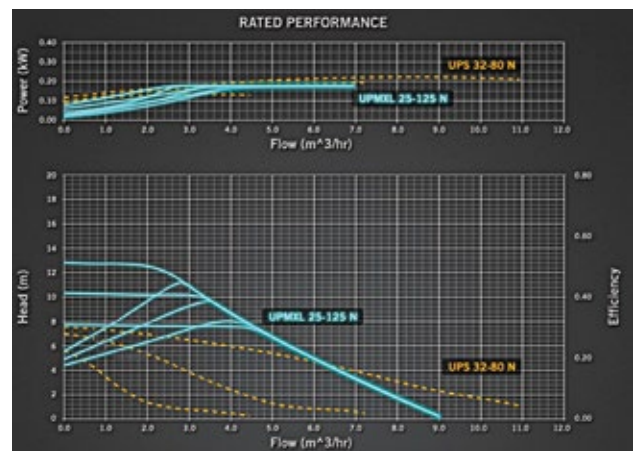
TANKPAK® SERIES 3 DELUXE FEATURES UP CLOSE



New UPM 3 25-70 and UPS 20-60
Secondary Pump Comparison Curves



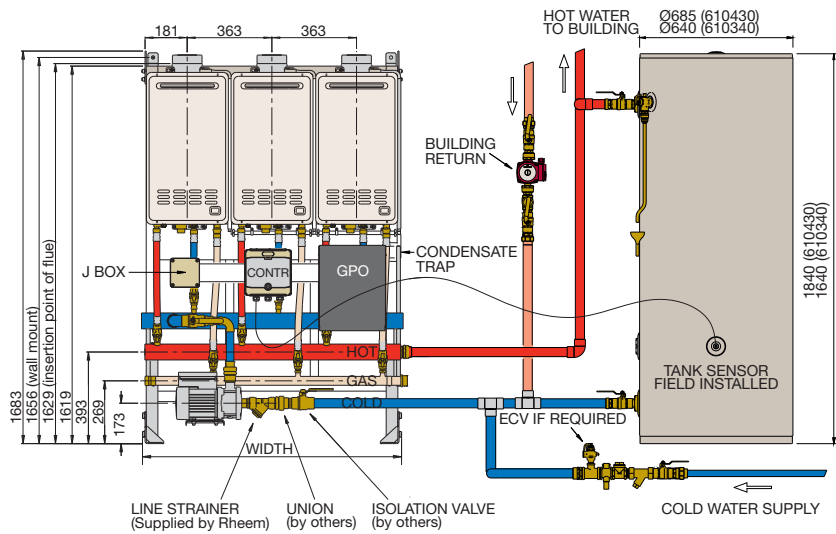
New UPM XL 25-125 and UPS 32-80
Secondary Pump Comparison Curves



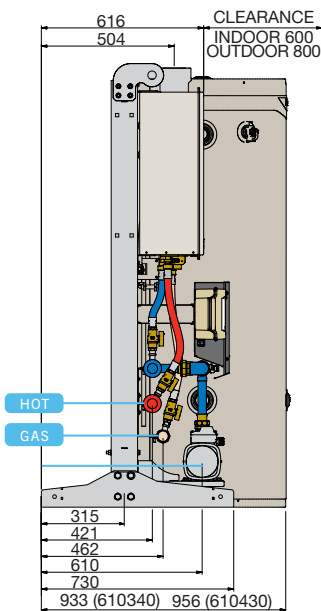
STANDARD MODEL CONTROLLER WITH ONE PRIMARY PUMP

WIDTH					
No. of Heaters	2	3	4	5	6
Inline (mm)	755	1118	1481	1844	2207
Back to Back (mm)	-	-	755	1118	1118

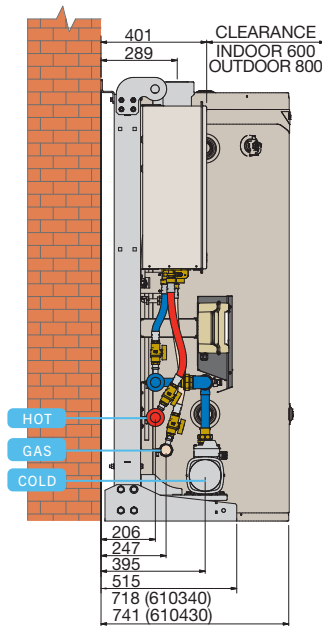
*All dimensions are reference only.



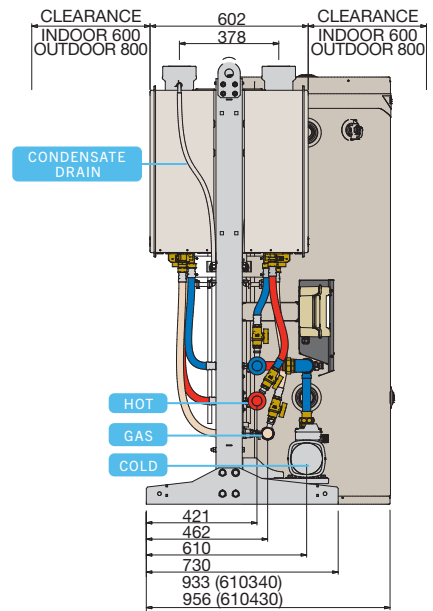
Front View



Floor Mount



Wall Mount



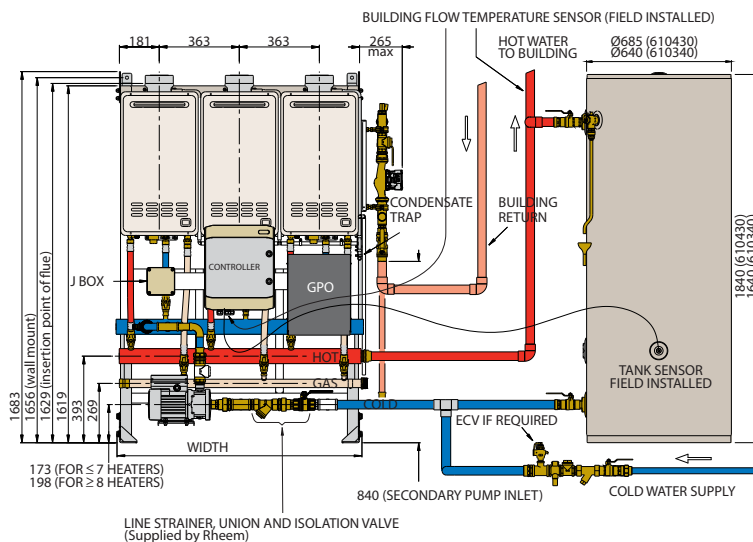
Back To Back

DELUXE MODEL CONTROLLER WITH TWO PRIMARY PUMPS AND TWO SECONDARY PUMPS

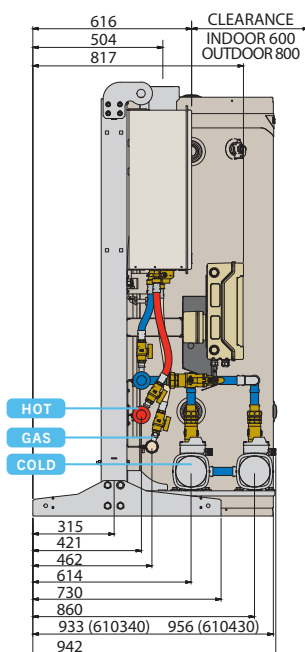
WIDTH							
No. of Heaters	2	3	4	5	6	7	8
Inline (mm)	755	1118	1481	1844	2207	2570	2933
Back to Back (mm)	-	-	755	1118	1118	1481	1481

WIDTH						
No. of Heaters	9	10	12	14	16	18
Inline (mm)	3296	-	-	-	-	-
Back to Back (mm)	1844	1844	2207	2570	2933	3296

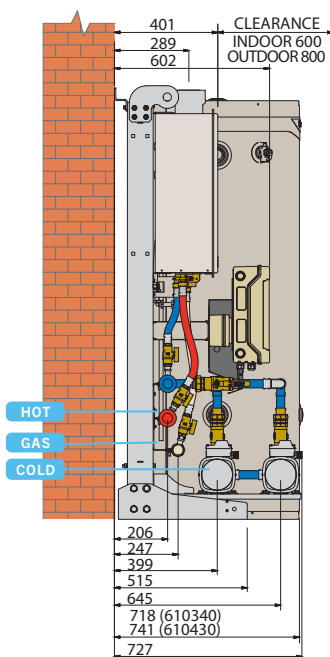
*All dimensions are reference only.



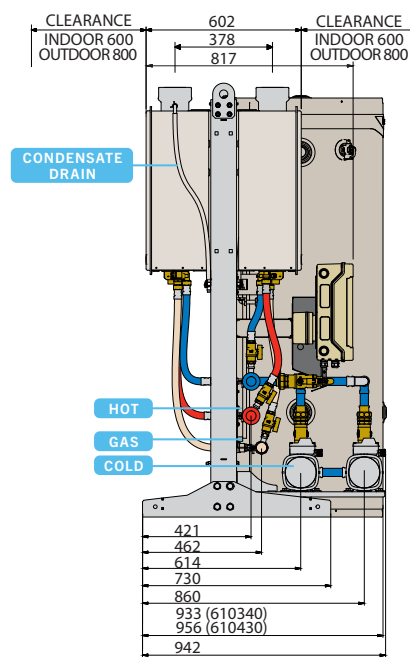
Front View



Floor Mount



Wall Mount



Back To Back

TECHNICAL DATA

TANKPAK							
MODEL	INTERNAL EXTERNAL	TPI 01 ⁴ TPE 01 ⁴	TPI 02 TPE 02	TPI 03 TPE 03	TPI 04 TPE 04	TPI 05 TPE 05	TPI 06 TPE 06
Thermal Input	MJ/h	205	410	615	820	1025	1230
Recovery Rate at 50°C rise	L/hr	825	1645	2470	3290	4115	4935
Mounting options		W/F ⁴	W/F	W/F	W/F/B	W/F/B	W/F/B
Standard or Deluxe						Standard or Deluxe	
Storage Tanks		1 x 610340 1 x 610430	1 x 610340 1 x 610430	1 x 610340 1 x 610430	1 x 610340 1 x 610430	- 1 x 610430	- 1 x 610430
1st Hour Capacity (610340)	Litres	1150	1970	2795	3615	-	-
1st Hour Capacity (610430)	Litres	1230	2055	2880	3700	4525	5345
Electrical Supply 240V 50Hz (STD/DLX) ⁵	Amps	0.75	5.1/7.5	5.9/8.3	6.7/9.2	7.9/10.7	8.8/11.5
Electrical Connection	STD	1.8m 10A plug and lead					
Electrical Connection	DLX	1.8m 10A plug and lead				240V 50Hz single phase hard wired connection	
PHWF and PHWR Pipe Size	mm	25	25	32	40	40	40
Gas Connection – Inline	mm	20	40	40	40	50	50
Gas Connection – Back to Back	mm	-	-	-	40	40	40
Weight Empty (F/B) ³	STD	kg	150	251	288	326/306	390/346
Weight Empty (F/B) ³	DLX	kg	-	305	342	380/360	444/400

PUMP IDENTIFICATION	PUMP MODEL	PRIMARY PUMP	PRIMARY PUMP OPTIONS	SECONDARY PUMP OPTIONS
1	CM3-2	(2 to 4 Pak)	Single pump (STD & DLX) or Duty/Standby (DLX only)	Optional Duty/Standby Skid supplied separately (5-18 Deluxe only) P/No AQ33116044
2	CM5-2	(5 to 7 Pak)		NA
3	CM10-1	(8 to 18 Pak)		NA
4	UPM3 (UPS 20-60N equivalent)			Optional Duty/Standby supplied on frame (Deluxe only)
5	UPMXL (UPS32-80N equivalent)			

PRODUCT CODE IDENTIFICATION										
Tankpak Series 3	External or Internal	No. of Heaters	Natural Gas Or Propane	Back To Back/ Floor/ Wall	Standard or Deluxe	No. of Primary Pumps	Primary Pump Model	Heater ID	No. of Secondary Pumps	Secondary Model
TP3	E	02-06 (STD)	N	B (04-18)	S (02-06)	1 (STD/DLX)	1 (02-04)	8	0 (STD/DLX)	0 (NO PUMP)
		02-18 (DLX)	P	F (02-09)	D (02-18)	2 (DLX ONLY)	2 (05-07)		2 (DLX ONLY)	4 (UPM3)
			W (02-09)			3 (08-18)			5 (UPMXL)	
									1 (CM3-2)	

DELUXE PRODUCT CODE EXAMPLE TP3E10NBD22824

TP3 (Tankpak Series 3) + E (External) + 10 (Number of Heaters) + N (Natural gas) + B (Back to Back) + D (Deluxe) + 2 (Number of Primary Pumps) + Pump Model Identifier + 8 (Heater Identification) + 2 (Number of Secondary Pumps) + Pump Model Identifier.

STANDARD PRODUCT CODE EXAMPLE TP3I06PWS12800

TP3 (Tankpak Series 3) + I (Internal) + 6 (Number of Heaters) + P (Propane) + W (Wall Mount) + S (Standard) + 1 (1x Primary Pump only) + Pump Model Identifier + 8 (Heater Identification) + 00 (No Secondary Pumps supplied on Pak).

TECHNICAL DATA

TANKPAK									
MODEL	INTERNAL EXTERNAL	TPI 07 TPE 07	TPI 08 TPE 08	TPI 09 TPE 09	TPI 10 TPE 10	TPI 12 TPE 12	TPI 14 TPE 14	TPI 16 TPE 16	TPI 18 TPE 18
Thermal Input	MJ/h	1435	1640	1845	2050	2460	2870	3280	3690
Recovery Rate at 50°C rise	L/hr	5760	6580	7405	8225	9875	11520	13165	14810
Mounting options	W/F/B	W/F/B	W/F/B	W/F/B	B	B	B	B	B
Deluxe or Standard	Deluxe								
Storage Tanks		-	-	-	-	-	-	-	-
		1 x 610430	2 x 610430	2 x 610430	2 x 610430	2 x 610430	3 x 610430	3 x 610430	3 x 610430
1st Hour Capacity (610340)	Litres	-	-	-	-	-	-	-	-
1st Hour Capacity (610430)		6170	7400	8225	9045	10695	12750	14395	16040
Electrical Supply (240V/50Hz)	Amps	12.4	14.5	15.3	16.1	17.8	19.5	21.1	22.7
Electrical Connection	STD	-							
Electrical Connection	DLX	240V 50Hz single phase hard wired connection							
PHWF and PHWR Pipe Size	mm	50	50	50	50	50	65	65	65
Gas Connection – Inline	mm	50	50	50	-	-	-	-	-
Gas Connection – Back to Back	mm	50	50	65	65	65	65	65	80
Weight Empty (F/B) ³	STD	kg	-	-	-	-	-	-	-
Weight Empty (F/B) ³	DLX	kg	527/476	702/633	766/701	725	907	981	1047

TANKPAK QUICK SIZING GUIDE											
Apartments 1 hr peak				Hotel Rooms 1 hr peak	Amenities 30 min peak	Nursing home 2 hr peak	Tankpak Series 3 Model	Recovery @ 50°C Rise (L/hr)	Storage Tank Capacity (L)	First Hour Capacity (L)	Thermal Input (MJ/h)
Studio ⁶	1 & 2 bedroom ⁶	2 bedroom ⁶	2 & 3 bedroom ⁶	1-3 Star ⁷	No. of showers ⁸	No. of beds ⁹					
49	21	16	14	24	32	30	TP01/1430	825	410	1235	205
82	35	27	24	41	49	54	TP02/1430	1645	410	2055	410
115	50	38	34	57	65	79	TP03/1430	2470	410	2880	615
148	64	49	44	74	82	103	TP04/1430	3290	410	3700	820
181	78	60	54	90	98	128	TP05/1430	4115	410	4525	1025
213	92	71	64	106	115	152	TP06/1430	4935	410	5348	1230
246	107	82	74	123	131	176	TP07/1430	5760	410	6170	1435
296	128	98	89	148	164	207	TP08/2430	6580	820	7400	1640
329	143	109	99	164	180	231	TP09/2430	7405	820	8225	1845
361	157	120	109	180	197	255	TP10/2430	8225	820	9045	2050
427	186	142	129	213	230	304	TP12/2430	9875	820	10695	2460
510	221	170	154	255	279	359	TP14/3430	11520	1230	12750	2870
575	250	191	174	287	312	408	TP16/3430	13165	1230	14395	3280
641	278	213	194	320	345	457	TP18/3430	14810	1230	16040	3690

¹ 2 Pak does not stage.

² Model dependent.

³ Weight includes CFWH unit, 610430 storage tank/s, 1 x primary pump, frame and preassembled manifolds. Note: Add 48.2kg for CM3-2 and CM5-2 D/S Primary assy, 63.8kg for CM10-1 D/S primary assy, 19.4 kg for UPM3 D/S secondary assy and 22.7 kg for UPMXL D/S secondary assy.

⁴ Tankpak models with 1x CFWH are supplied with CFWH, pump and controller separately. The CFWH must be mounted on a vertical wall(W) or use Tank Mounting Bracket 299100(F).

⁵ DLX models based on all heaters, 1 x primary pump and 2 x UPMXL operating simultaneously.

⁶ Allowance - Studio 25L, 1 bedroom 40L, 2 bedroom 75L, 3 bedroom 90L. Calculated on even ratio of apartment mix.

⁷ Allowance - 2 people per room, 25L per person.

⁸ Allowance - 25L per shower.

⁹ Allowance - 37.5L per bed for showering, bed pans, cleaning, 6L per bed for meals, 24L per bed for laundry.

¹⁰ Via Rheem Connect monitoring package.